

Heavy flavor spectroscopy at the Tevatron

KAI YI for the D0 and CDF COLLABORATIONS

Department of Physics and Astronomy, University of Iowa - Iowa City, IA 52242, USA

(ricevuto il 14 Settembre 2010; pubblicato online l'11 Gennaio 2011)

Summary. — The Tevatron experiments have each accumulated about 6 fb^{-1} of good data since the start of Run II. This large dataset provides excellent opportunities for heavy flavor spectroscopy studies at the Tevatron. This paper will cover the latest $\Upsilon(nS)$ polarization studies as well as exotic meson spectroscopy results.

PACS 14.40.Nd – Bottom mesons ($|B| > 0$).

PACS 14.40.Lb – Charmed mesons ($|C| > 0$, $B = 0$).

PACS 14.40.Pq – Heavy quarkonia.

1. – Heavy baryon— Ω_b

Here we discuss the most recent observation of $\Omega_b(bss)$ by both the D0 (1.3 fb^{-1} of data) and CDF (4.2 fb^{-1} of data) experiments [1]. Both experiments observe this state through the following decay channel: $\Omega_b^- \rightarrow J/\psi \Omega^-$; $J/\psi \rightarrow \mu^+ \mu^-$, $\Omega^- \rightarrow \Lambda K^-$; $\Lambda \rightarrow p \pi$. Charge conjugate modes are included implicitly in this note. D0 used a boosted decision tree to reconstruct the Ω signal, while CDF used the traditional cut-based selection to reconstruct the Ω signal. The reconstructed Ω_b mass plots from the two experiments are shown in fig. 1. However, the Ω_b mass measured by D0 ($6165 \pm 10(\text{stat}) \pm 13(\text{syst}) \text{ MeV}/c^2$) and CDF ($6054.4 \pm 6.8(\text{stat}) \pm 0.9(\text{syst}) \text{ MeV}/c^2$) experiments disagree at the level of 6σ . The measured relative branching fraction with Ξ_b is also different at a level of 1.3σ between D0 ($0.80 \pm 0.32_{-0.22}^{+0.4}$) and CDF ($0.27 \pm 0.12 \pm 0.01$). D0 is working on an update with much more data to resolve the issue.

2. – $\Upsilon(nS)$ polarization

Vector meson production and polarization in hadronic collisions are usually discussed within the framework of non-relativistic QCD (NRQCD). The theory predicts [2] that the vector meson polarization should become transverse in the perturbative regime; *i.e.* at large transverse momentum p_T of the vector meson. However, the prediction is not supported by experimental observations [3]. We describe new results on this topic from

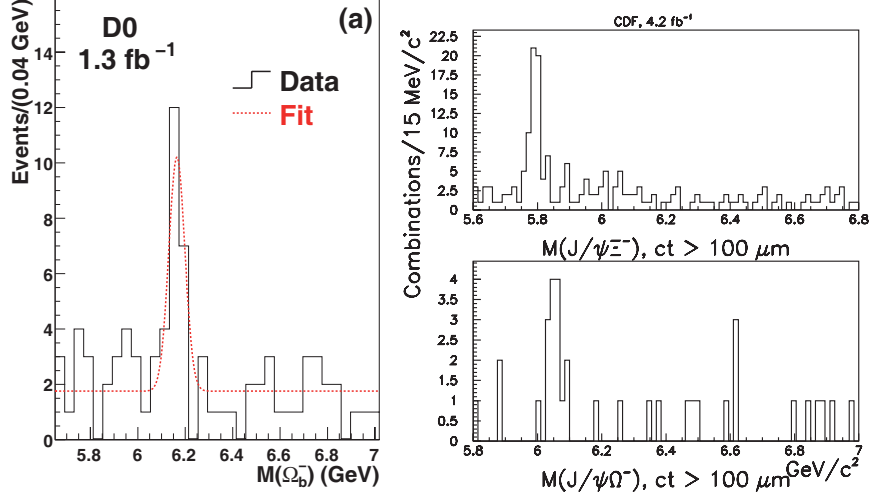


Fig. 1. – The Ω_b mass spectrum from D0 (left), and CDF (right).

the Tevatron. We define a parameter α to measure the polarization:

$$(1) \quad \frac{d\Gamma}{d\cos\theta^*} \propto 1 + \alpha \cos^2\theta^*,$$

where θ^* is the μ^+ angle with respect to the $\Upsilon(nS)$ direction in the lab frame. If the meson is fully polarized in the transverse direction, $\alpha = 1$. If it is fully aligned longitudinally, $\alpha = -1$.

Figure 2 shows the comparison between the theoretical prediction of $\Upsilon(1S)$ (colored band) and the new CDF (left) [4] and D0 (right) [5] experimental results. In the low- p_T region, CDF shows nearly unpolarized events, which is consistent with the CDF Run I result [6]; D0 shows partially longitudinally polarized events. At higher p_T , the CDF results tend toward longitudinal polarization while the D0 result indicates transverse polarization. Both CDF and D0 results at high p_T deviate from theoretical predictions.

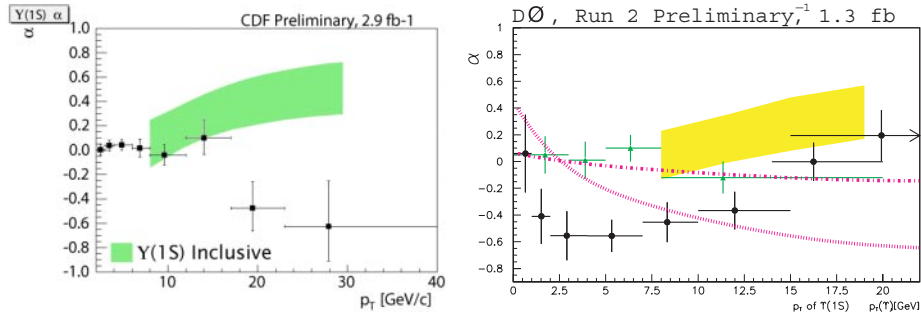


Fig. 2. – (Colour on-line) The polarization parameter α of $\Upsilon(1S)$ measured by CDF (left) and D0 (right, CDF I results are shown as green points).

It will be interesting to investigate with more data and in some detail; *e.g.*, study η dependence since the CDF and D0 analyses have different η acceptance.

3. – Exotic mesons

It has been six years since the discovery of the $X(3872)$ [7]; however, the nature of this state has not yet been clearly understood. Due to the proximity of the $X(3872)$ to the $D^0 D^{*0}$ threshold, the $X(3872)$ has been proposed as a molecule composed of D^0 and D^{*0} mesons. The $X(3872)$ has also been speculated to be two nearby states, as in models such as the *diquark-antidiquark* model. It is critical to make precise measurements of the mass and width of $X(3872)$ to understand its nature. The large $X(3872) \rightarrow J/\psi \pi^+ \pi^-$ sample accumulated at CDF enables a test of the hypothesis that the $X(3872)$ is composed of two states and to make a precise mass measurement of $X(3872)$ if it is consistent with a one-state hypothesis.

There are many more states, similar to $X(3872)$, that have charmonium-like decay modes but are difficult to place in the overall charmonium system [8-10]. These unexpected new states have introduced challenges to the conventional $q\bar{q}$ meson model and revitalized interest in exotic mesons in the charm sector [11], although the existence of exotic mesons has been discussed for many years [12]. Until recently all of these new states involved only c quark and light quark (u, d) decay products. The $J/\psi\phi$ final state enables us to extend the exotic meson searches to c quark and heavy s quark decay products. An investigation of the $J/\psi\phi$ system produced in exclusive $B^+ \rightarrow J/\psi\phi K^+$ decays with $J/\psi \rightarrow \mu^+\mu^-$ and $\phi \rightarrow K^+K^-$ is reported here.

3.1. Measurement of the mass of $X(3872)$. – A CDF analysis tested the hypothesis of whether the observed $X(3872)$ signal is composed of two different states as predicted in some four-quark models using the CDF inclusive $X(3872)$ sample. The $X(3872)$ mass signal is fit with a Breit-Wigner function convoluted with a resolution function [13]. Both functions contain a width scale factor that is a free parameter in the fit and therefore sensitive to the shape of the mass signal. The measured width scale factor is compared to the values seen in simulations which assume two states with the given mass difference and ratio of events. The resolution in the simulated events is corrected for the difference between data and simulation as measured from the $\psi(2S)$. The result of this hypotheses test shows that the data is consistent with a single state. Under the assumption of two states with equal amount of observed events, a limit of $\Delta m < 3.2(3.6) \text{ MeV}/c^2$ is set at 90% (95%) CL.

Since the $X(3872)$ is consistent with one peak in our test, its mass is measured in an unbinned maximum likelihood fit. The systematic uncertainties are determined from the difference between the measured $\psi(2S)$ mass and its world average value, the potential variation of the $\psi(2S)$ mass as a function of kinematic variables, and the difference in Q value between $X(3872)$ and $\psi(2S)$. Systematics due to the fit model are negligible. The measured $X(3872)$ mass is: $m(X(3872)) = 3871.61 \pm 0.16(\text{stat}) \pm 0.19(\text{syst}) \text{ MeV}/c^2$, which is the most precise measurement to date, as shown in fig. 3 [13, 14].

3.2. Evidence for $Y(4140)$. – The procedure for this analysis is to reconstruct the $B^+ \rightarrow J/\psi\phi K^+$ signal and then search for structures in the $J/\psi\phi$ mass spectrum [15]. The $J/\psi \rightarrow \mu^+\mu^-$ events are recorded using a dedicated dimuon trigger. The $B^+ \rightarrow J/\psi\phi K^+$ candidates are reconstructed by combining a $J/\psi \rightarrow \mu^+\mu^-$ candidate, a $\phi \rightarrow K^+K^-$ candidate, and an additional charged track. Each track is required to have

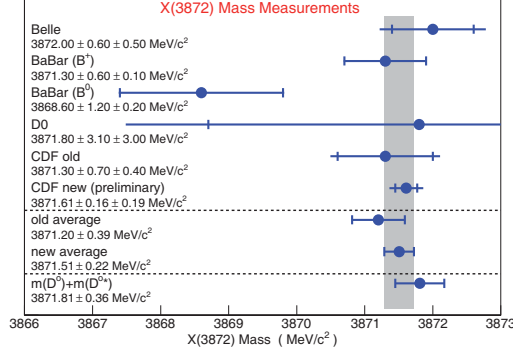


Fig. 3. – An overview of the measured $X(3872)$ masses from the experiments observing the $X(3872)$.

at least 4 axial silicon hits and have a transverse momentum greater than 400 MeV/c. The reconstructed mass of each vector meson candidate must lie within a suitable range from the nominal values ($\pm 50 \text{ MeV}/c^2$ for the J/ψ and $\pm 7 \text{ MeV}/c^2$ for the ϕ). In the final B^+ reconstruction the J/ψ is mass constrained, and the B^+ candidates must have $p_T > 4 \text{ GeV}/c$. The $P(\chi^2)$ of the mass- and vertex-constrained fit to the $B^+ \rightarrow J/\psi \phi K^+$ candidate is required to be greater than 1%.

To suppress combinatorial background, dE/dx and Time-of-Flight (TOF) information is used to identify all three kaons in the final state. The information is summarized in a log-likelihood ratio (LLR), which reflects how well a candidate track can be positively identified as a kaon relative to other hadrons. In addition, a minimum $L_{xy}(B^+)$ is required for the $B^+ \rightarrow J/\psi \phi K^+$ candidate, where $L_{xy}(B^+)$ is the projection onto $\vec{p}_T(B^+)$ of the vector connecting the primary vertex to the B^+ decay vertex. The $L_{xy}(B^+)$ and LLR requirements for $B^+ \rightarrow J/\psi \phi K^+$ are then chosen to maximize $S/\sqrt{S+B}$, where S is the number of $B^+ \rightarrow J/\psi \phi K^+$ signal events and B is the number of background events implied from the B^+ sideband. The requirements obtained by maximizing $S/\sqrt{S+B}$ are $L_{xy}(B^+) > 500 \mu\text{m}$ and $LLR > 0.2$.

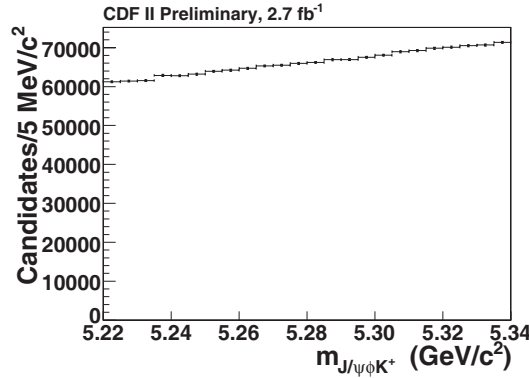


Fig. 4. – The $J/\psi \phi K^+$ mass before minimum $L_{xy}(B^+)$ and kaon LLR requirements.

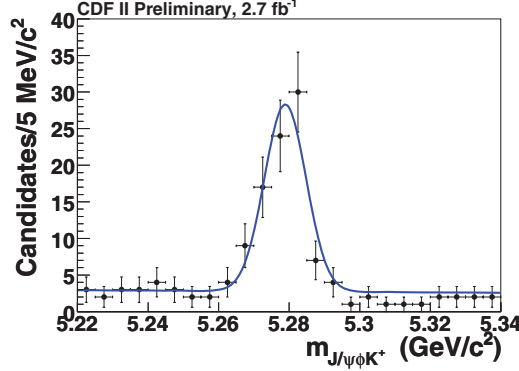


Fig. 5. – The $J/\psi\phi K^+$ mass after minimum $L_{xy}(B^+)$ and LLR requirements; the solid line is a fit to the data with a Gaussian signal function and linear background function.

The invariant mass of $J/\psi\phi K^+$, after J/ψ and ϕ mass window requirements, before and after the minimum $L_{xy}(B^+)$ and kaon LLR requirements, is shown in fig. 4 and fig. 5, respectively. The B^+ signal is not distinguishable before the $L_{xy}(B^+)$ and kaon LLR requirements are applied, but a clear B^+ signal is seen after the requirements. A fit with a Gaussian signal function and a linear background function to the mass spectrum of $J/\psi\phi K^+$ (fig. 5) returns a B^+ signal of $75 \pm 10(\text{stat})$ events. The $L_{xy}(B^+)$ and LLR requirements reduce the background by a factor of approximately 20000 while keeping a signal efficiency of approximately 20%. The B^+ signal candidates are selected with a mass within 3σ of the nominal B^+ mass; the purity of the B^+ signal in that mass window is about 80%.

The combinatorial background under the B^+ peak includes B hadron decays such as $B_s^0 \rightarrow \psi(2S)\phi \rightarrow J/\psi\pi^+\pi^-\phi$, in which the pions are misidentified as kaons. However, background events with misidentified kaons cannot yield a Gaussian peak at the B^+ mass consistent with the $5.9 \text{ MeV}/c^2$ mass resolution. Figure 6 shows the K^+K^- mass from $\mu^+\mu^-K^+K^-K^+$ candidates within $\pm 3\sigma$ of the nominal B^+ mass with B sidebands

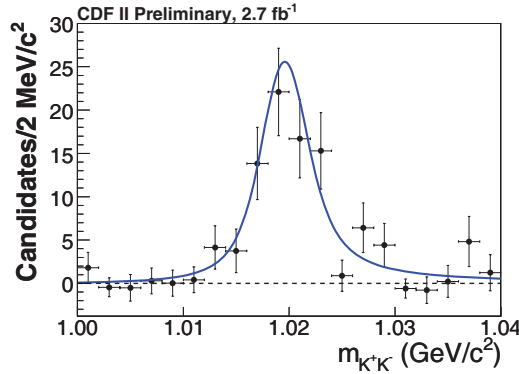


Fig. 6. – The B^+ sideband-subtracted K^+K^- mass without the ϕ mass window requirement. The solid curve is a P -wave relativistic Breit-Wigner fit to the data.

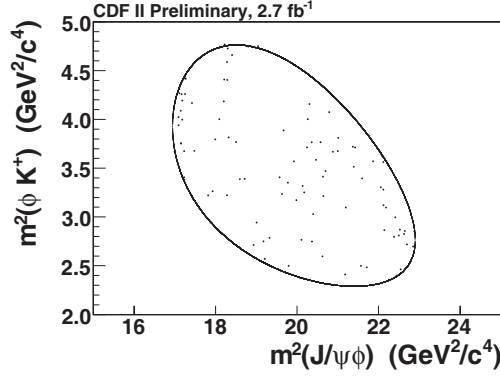


Fig. 7. – The Dalitz plot of $m^2(\phi K^+)$ vs. $m^2(J/\psi \phi)$ in the B^+ mass window. The boundary shows the kinematically allowed region.

subtracted before applying the ϕ mass window requirement. Using a smeared P -wave relativistic Breit-Wigner (BW) [16] lineshape fit to the spectrum returns a χ^2 probability of 28%. This shows that the $B^+ \rightarrow J/\psi K^+ K^- K^+$ final state is well described by $J/\psi \phi K^+$.

The effects of detector acceptance and selection requirements are examined using $B^+ \rightarrow J/\psi \phi K^+$ MC events simulated by a phase-space distribution. The MC events are smoothly distributed in the Dalitz plot and in the $J/\psi \phi$ mass spectrum. No artifacts were observed from MC events. Figure 7 shows the Dalitz plot of $m^2(\phi K^+)$ versus $m^2(J/\psi \phi)$, and fig. 8 shows the mass difference, $\Delta M = m(\mu^+ \mu^- K^+ K^-) - m(\mu^+ \mu^-)$, for events in the B^+ mass window in our data sample. The enhancement in the ΔM spectrum just above $J/\psi \phi$ threshold is examined. The high-mass part of the spectrum beyond $1.56 \text{ GeV}/c^2$ is excluded to avoid combinatorial backgrounds that would be expected from misidentified $B_s^0 \rightarrow \psi(2S) \phi \rightarrow (J/\psi \pi^+ \pi^-) \phi$ decays. The enhancement is modeled by an

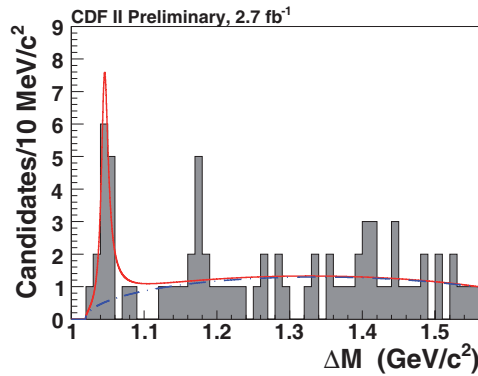


Fig. 8. – (Colour on-line) The mass difference, ΔM , between $\mu^+ \mu^- K^+ K^-$ and $\mu^+ \mu^-$, in the B^+ mass window. The dash-dotted curve is the background contribution and the red solid curve is the total unbinned fit.

S -wave relativistic BW function⁽¹⁾ convoluted with a Gaussian resolution function with the RMS fixed to $1.7 \text{ MeV}/c^2$ obtained from MC, and three-body phase space [12] is used to describe the background shape. An unbinned likelihood fit to the ΔM distribution, as shown in fig. 8, returns a yield of 14 ± 5 events, a ΔM of $1046.3 \pm 2.9 \text{ MeV}/c^2$, and a width of $11.7_{-5.0}^{+8.3} \text{ MeV}/c^2$. To investigate possible reflections, the Dalitz plot and projections into the ϕK^+ and $J/\psi K^+$ spectra are examined. No evidence for any other structure in the ϕK^+ and $J/\psi K^+$ spectra is found.

The log-likelihood ratio of $-2\ln(\mathcal{L}_0/\mathcal{L}_{\text{max}})$ is used to determine the significance of the enhancement, where \mathcal{L}_0 and \mathcal{L}_{max} are the likelihood values for the null hypothesis fit and signal hypothesis fit. The $\sqrt{-2\ln(\mathcal{L}_0/\mathcal{L}_{\text{max}})}$ value is 5.3 for a pure three-body phase space background shape assumption. Using the background distribution alone, ΔM spectra are generated, and searched for the most significant fluctuation with $\sqrt{-2\ln(\mathcal{L}_0/\mathcal{L}_{\text{max}})} \geq 5.3$ in each spectrum in the mass range of 1.02 to 1.56 GeV/c^2 , with widths in the range of 1.7 (detector resolution) to 120 MeV/c^2 (ten times the observed width).

The resulting p -value from 3.1 million simulations is 9.3×10^{-6} , corresponding to a significance of 4.3σ . This process is repeated with a flat combinatorial non- B background and three-body PS for non-resonance B background, which gives a significance of 3.8σ .

One's eye tends to be drawn to a second cluster of events around 1.18 GeV/c^2 in fig. 8. This cluster is close to one pion mass above the peak at the $J/\psi\phi$ threshold. However, this cluster is statistically insufficient to infer the presence of a second structure.

4. – Conclusions

Both D0 and CDF observed the Ω_b baryon through the same reconstruction channel. However, the measured Ω mass disagrees at a level of 6σ between the two experiments. D0 is working on an update with much more data to resolve this issue.

For $\Upsilon(1S)$ polarization, CDF result shows nearly unpolarized events at low p_T , while D0 shows partially longitudinally polarization. At higher p_T , CDF results tend toward longitudinal polarization while D0 results indicate transverse polarization. Both CDF and D0 results at high p_T deviate from theoretical predictions. CDF is continuing the analysis and will double the dataset. D0 has the opportunity to study the rapidity dependence, since their measurement spans the range $|y| < 1.8$ compared to 0.6 for CDF.

Studies using CDF's $X(3872)$ sample, the largest in the world, indicate that the $X(3872)$ is consistent with the one-state hypothesis and this leads to the most precise mass measurement of $(X3872)$. The value is below, but within the uncertainties of the $D^{*0}D^0$ threshold. The explanation of the $X(3872)$ as a bound D^*D system is therefore still an option.

The $B^+ \rightarrow J/\psi\phi K^+$ sample at CDF enables a search for structure in the $J/\psi\phi$ mass spectrum, and evidence is found for a narrow structure near the $J/\psi\phi$ threshold with a significance estimated to be at least 3.8σ . Assuming an S -wave relativistic BW, the mass (adding J/ψ mass) and width of this structure, including systematic uncertainties, are measured to be $4143.0 \pm 2.9(\text{stat}) \pm 1.2(\text{syst}) \text{ MeV}/c^2$ and $11.7_{-5.0}^{+8.3}(\text{stat}) \pm 3.7(\text{syst}) \text{ MeV}/c^2$, respectively. This structure does not fit conventional expectations for a charmonium state because as a $c\bar{c}$ state it is expected to have a tiny

⁽¹⁾ $\frac{dN}{dm} \propto \frac{m\Gamma(m)}{(m^2 - m_0^2)^2 + m_0^2\Gamma^2(m)}$, where $\Gamma(m) = \Gamma_0 \frac{q}{q_0} \frac{m_0}{m}$, and the 0 subscript indicates the value at the peak mass.

branching ratio to $J/\psi\phi$ with its mass well beyond open charm pairs. The new structure is termed the $Y(4140)$. The branching ratio of $B^+ \rightarrow Y(4140)K^+$, $Y(4140) \rightarrow J/\psi\phi$ is estimated to be $9.0 \pm 3.4(\text{stat}) \pm 2.9(B_{BF}) \times 10^{-6}$.

* * *

We thank the Fermilab staffs and the technical staffs of the participating institutions for their vital contributions.

REFERENCES

- [1] ABAZOV V. *et al.* (D0 COLLABORATION), *Phys. Rev. Lett.*, **101** (2008) 232002; ABULENCIA T. *et al.* (CDF COLLABORATION), *Phys. Rev. D*, **80** (2009) 072003.
- [2] M. KRAMER, arXiv:hep-ph/0106120.
- [3] AFOLDER T. *et al.* (CDF COLLABORATION), *Phys. Rev. Lett.*, **85** (2000) 2886; ABULENCIA T. *et al.* (CDF COLLABORATION), *Phys. Rev. Lett.*, **99** (2007) 132001.
- [4] http://www-cdf.fnal.gov/physics/new/bottom/090903.blessed-Upsilon1S-polarization/blessed_plots.html.
- [5] ABAZOV V. *et al.* (D0 COLLABORATION), *Phys. Rev. Lett.*, **101** (2008) 012001.
- [6] ACOSTA D. *et al.* (CDF COLLABORATION), *Phys. Rev. Lett.*, **88** (2002) 161802.
- [7] CHOI S.-K. *et al.* (BELLE COLLABORATION), *Phys. Rev. Lett.*, **91** (2003) 262001; ACOSTA D. *et al.* (CDF COLLABORATION), *Phys. Rev. Lett.*, **93** (2004) 072001; CHOI S.-K. *et al.* (BELLE COLLABORATION), *Phys. Rev. Lett.*, **94** (2005) 182002; AUBERT B. *et al.* (BABAR COLLABORATION), *Phys. Rev. Lett.*, **95** (2005) 142001; GODFREY S. and OLSEN S. L., *Annu. Rev. Nucl. Part. Sci.*, **58** (2008) 51.
- [8] CHOI S.-K. *et al.* (BELLE COLLABORATION), *Phys. Rev. Lett.*, **94** (2005) 182002; AUBERT B. *et al.* (BABAR COLLABORATION), *Phys. Rev. Lett.*, **101** (2008) 082001.
- [9] AUBERT B. *et al.* (BABAR COLLABORATION), *Phys. Rev. Lett.*, **95** (2005) 142001.
- [10] AUBERT B. *et al.* (BABAR COLLABORATION), *Phys. Rev. Lett.*, **98** (2007) 212001; WANG X. L. *et al.* (BELLE COLLABORATION), *Phys. Rev. Lett.*, **99** (2007) 142002; CHOI S.-K. *et al.* (BELLE COLLABORATION), *Phys. Rev. Lett.*, **100** (2008) 142001; MIZUK R. *et al.* (BELLE COLLABORATION), *Phys. Rev. D*, **78** (2008) 072004; PAKHLOV P. *et al.* (BELLE COLLABORATION), *Phys. Rev. Lett.*, **100** (2008) 202001.
- [11] EICHTEIN E., GODFREY S., MAHLKE H. and ROSNER J., *Rev. Mod. Phys.*, **80** (2008) 1161; ZHU S. L., *Phys. Lett. B*, **625** (2005) 212; CLOSE F. and PAGE P., *Phys. Lett. B*, **628** (2005) 215; SWANSON E. S., *Phys. Lett. B*, **588** (2004) 189; MAIANI L., PICCININI F., POLOSA A. D. and RIQUER V., *Phys. Rev. D*, **72** (2005) 031502(R); DRENSKA N. V., FACCINI R. and POLOSA A. D., arXiv:hep-ph/0902.2803v1; CHIU T. W. and HSIEH T. H., *Phys. Lett. B*, **646** (2007) 95.
- [12] AMSLER C. *et al.* (PARTICLE DATA GROUP), *Phys. Lett. B*, **667** (2008) 1.
- [13] AALTONEN T. *et al.* (CDF COLLABORATION), arXiv:0906.5218 [hep-ex].
- [14] ADACHI I. *et al.* (BELLE COLLABORATION), arXiv:0809.1224v1 [hep-ex].
- [15] AALTONEN T. *et al.* (CDF COLLABORATION), *Phys. Rev. Lett.*, **102** (2009) 242002.
- [16] AUBERT B. *et al.* (BABAR COLLABORATION), *Phys. Rev. D*, **78** (2008) 071103.